



*Lighting the way
to loading dock safety*

Interlocked light communication packages provide added safety at the loading dock. Automatic (TLC24-A) and manually operated (TLC24-M) models available to suit site requirements.



Rugged Components

The Blue Giant lights communication packages consist of a low-profile, weatherproof, and impact-resistant control box, LED indoor and outdoor traffic lights, and a mirror image driver warning sign. Available in 115VAC or 230VAC 50-60 Hz input / 24VDC output.

Quality Visual Management

Easy to install, the TLC24 boxes and slim profile exterior traffic lights are shock and vibration-proof. All lights provide glare-free illumination, and can perform at peak capacity for 100,000 hours, or 10 years of continuous use.

Automatic Lights Communication Package

The TLC24-A can be operated in auto, manual, or bypass mode using a keyed selector switch. Can be interlocked with a vehicle restraint, dock leveler, or overhead door for safe and automatically controlled performance.

Manual Lights Communication Package

The TLC24-M lights are manually changed using a keyed selector switch for operator-directed performance.

Lights Communication Packages

Lights Communication Packages



Blue Giant lights communication packages consist of a low-profile, weatherproof, and impact-resistant control box, indoor and outdoor traffic lights, and a mirror image driver warning sign. Automatic (TLC24A1[115/230][F/S]) and manually (TLC24M1[115/230][F/S]) operated models available. Available in 115VAC or 230VAC 50-60 Hz input / 24VDC output. Comes standard with exterior driver traffic light and English driver warning sign. Please specify if you require French or Spanish.

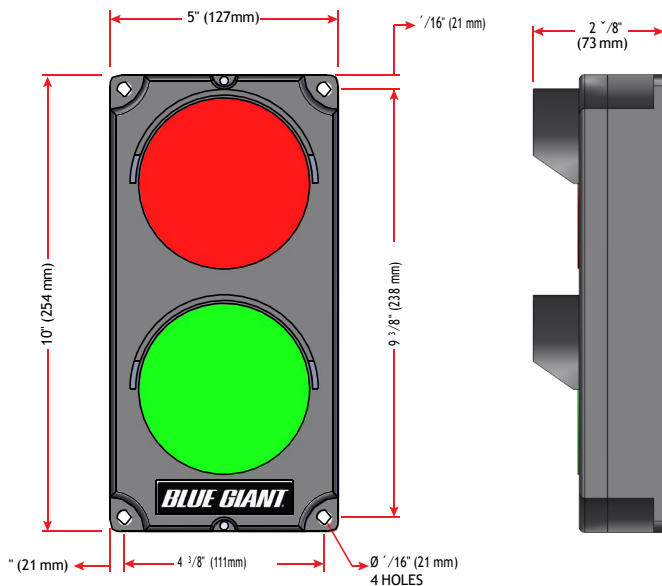
Product Details

- Provides a high quality light with no glare
- Energy efficient and easy installation
- Service free – no need to replace bulbs or lenses
- Shallow body depth with integral lens visors for extended visibility
- 2-year limited warranty
- Polypropylene housing will not rust, pit or corrode
- 12-24 VAC/DC and 0.075 AMPs
- Yellow housing optional - #032-807 12-24 VAC/DC

Optional Overhead Door Sensor

The photo eye sensor changes interior and exterior light signals to indicate equipment position and safety conditions in realtime.

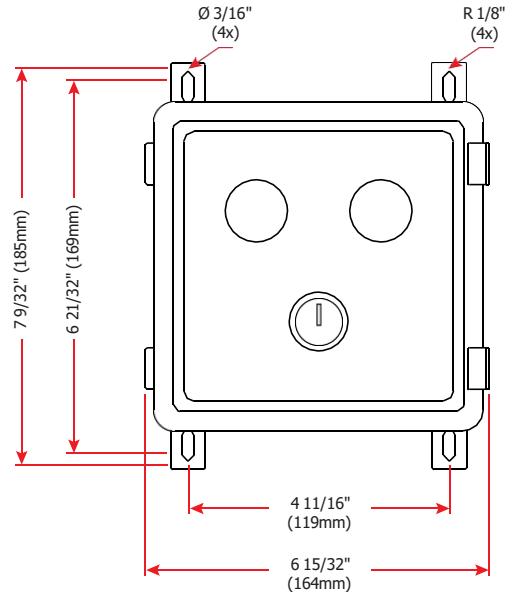
Stop and Go Traffic Light



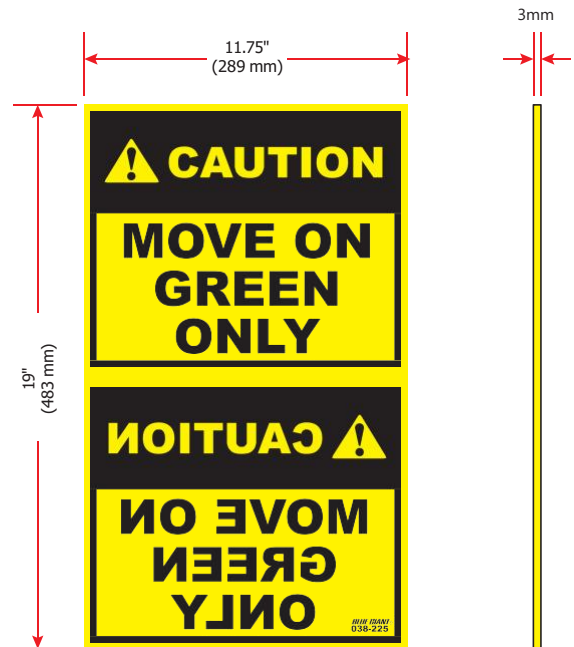
Part # 032-806



TLC24 Control Box Dimensions



Exterior Driver Warning Sign



Part # 038-225 (French 038-225F / Spanish 038-225S)

